

Autodrom Most 4.212 m

Czech Round, 15-17 May 2026

Results Tissot Superpole Race

Laps 10 = 42,120 Km - Time of Race 15'07'499 - Avg. 167,088 km/h

1 / 2

Pos	Grid	No. Rider	Nat	Team	Bike	Class	LL	Gap	Rel.	Fastest Lap	Speed	Qualifying	Speed
1	1	11 N. BULEGA	ITA	Aruba.it Racing - Ducati	Ducati Panigale V4R		10			1'29.920	300,8	1'29.616	298,4
2	3	7 I. LECUONA	ESP	Aruba.it Racing - Ducati	Ducati Panigale V4R		10	1.959	1.959	1'30.058	303,3	1'30.111	300,0
3	2	5 Y. MONTELLA	ITA	Barni Spark Racing Team	Ducati Panigale V4R	IND	10	6.980	5.021	1'30.802	297,6	1'29.896	296,0
4	8	34 L. BALDASSARRI	ITA	Team GoEleven	Ducati Panigale V4R	IND	10	7.679	0.699	1'30.657	304,2	1'30.493	296,0
5	5	67 A. SURRA	ITA	Motocorsa Racing	Ducati Panigale V4R	IND	10	9.714	2.035	1'30.764	298,4	1'30.388	296,0
6	6	31 G. GERLOFF	USA	Kawasaki WorldSBK Team	Kawasaki ZX-10RR		10	9.853	0.139	1'30.766	303,3	1'30.417	296,8
7	12	95 T. MACKENZIE	GBR	MGM Optical Express Racing	Ducati Panigale V4R	IND	10	10.409	0.556	1'30.917	300,0	1'30.915	294,4
8	15	46 T. BRIDEWELL	GBR	Superbike Advocates	Ducati Panigale V4R	IND	10	11.464	1.055	1'31.125	298,4	1'31.174	296,0
9	14	22 A. LOWES	GBR	bimota by Kawasaki Racing Team	bimota KB998 Rimini		10	11.873	0.409	1'31.027	300,0	1'31.092	294,4
10	11	60 M. VAN DER MARK	NED	ROKIT BMW Motorrad WorldSBK Team	BMW M1000 RR		10	13.838	1.965	1'30.910	301,6	1'30.843	296,8
11	13	55 A. LOCATELLI	ITA	Pata Maxus Yamaha	Yamaha YZF R1		10	14.484	0.646	1'31.116	304,2	1'30.957	294,4
12	17	87 R. GARDNER	AUS	GYTR GRT Yamaha WorldSBK Team	Yamaha YZF R1		10	14.695	0.211	1'31.084	304,2	1'31.373	292,0
13	7	47 A. BASSANI	ITA	bimota by Kawasaki Racing Team	bimota KB998 Rimini		10	14.812	0.117	1'30.962	305,0	1'30.467	293,6
14	9	62 S. MANZI	ITA	GYTR GRT Yamaha WorldSBK Team	Yamaha YZF R1		10	21.325	6.513	1'31.464	296,8	1'30.758	295,2
15	18	13 M. RATO	ITA	Motocorsing WorldSBK Team	Yamaha YZF R1	IND	10	27.224	5.899	1'31.747	296,8	1'31.960	292,0
16	20	92 Y. KUNII	JPN	Honda HRC	Honda CBR1000RR-R SP		10	37.528	10.304	1'33.283	297,6	1'33.085	292,0
17	4	14 S. LOWES	GBR	ELF Marc VDS Racing Team	Ducati Panigale V4R	IND	10	47.913	10.385	1'30.732	296,8	1'30.339	294,4
Not Classified													
RET	16	54 B. SOFUOGLU	TUR	Motocorsing WorldSBK Team	Yamaha YZF R1	IND	5	5 Laps		1'31.827	297,6	1'31.209	291,2
RET	19	35 S. CHANTRA	THA	Honda HRC	Honda CBR1000RR-R SP		2	8 Laps			295,2	1'32.028	296,0
RET	10	97 X. VIERGE	ESP	Pata Maxus Yamaha	Yamaha YZF R1		1	9 Laps			302,5	1'30.836	296,8

AIR	Humidity:	40%	Temp:	15°C
TRACK	Condition:	Dry	Temp:	26°C

Records	Pole (SP)	2026	N.Bulega	1'29.616	169,202 Km/h
	Race (SPRC)	2025	T.Razgatlioglu	1'30.201	168,105 Km/h
	All Times (SP)	2026	N.Bulega	1'29.616	169,202 Km/h
Race Fastest Lap	[New Record]	Lap 3	N.Bulega	1'29.920	168,630 Km/h

LAP LEADERS					
No. Rider	From	To	Laps	Total	
7 I. LECUONA	1	1	1	1	
11 N. BULEGA	2	10	9	9	

TOTAL LEADER LAPS		
No. Rider	Laps	
11 N. BULEGA	222	
7 I. LECUONA	10	
5 Y. MONTELLA	3	
14 S. LOWES	2	

Start 17/05/2026 11:10 End 11:28 The results are provisional until the end of the time limit for protests and appeals and the completion of the technical checks.

Clerk Of The Course: **Marcel Putsche**

Publication Time: **11:35**

These data/results cannot be reproduced, stored and/or transmitted in whole or in part by any manner of electronic, mechanical, photocopying, recording, broadcasting or otherwise now known or herein after developed without the previous express consent by the copyright owner, except for reproduction in daily press and regular printed publications on sale to the public within 60 days of the event related to those data/results and always provided that copyright symbol appears together as follows below.

© DORNA WSBK ORGANIZATION Srl 2026

Czech Round, 15-17 May 2026
Results Tissot Superpole Race

Race Highlights

Time	No. Rider	Description
10.55.00		Sighting Lap Started
11.07.54		Warm Up Lap Started
11.10.29		Yellow Flag Out - Turn 1
11.10.34		Start of Session
11.10.37	14 S. LOWES	#14 Crashed - Turn 1
11.10.59	14 S. LOWES	#14 Rejoined
11.11.09		Yellow Flag In - Turn 1
11.11.37		No Jump Starts
11.11.51	47 A. BASSANI	#47 Lap Time Cancelled [1'37.946] - Exceeded Track Limits - Turn 1
11.12.01		Yellow Flag Out - Turn 1
11.12.11	97 X. VIERGE	#97 Crashed - Turn 1
11.12.54		Yellow Flag Out - Turn 15
11.13.02	35 S. CHANTRA	#35 Crashed - Turn 15
11.13.05		Yellow Flag In - Turn 15
11.13.11		Yellow Flag Out - Turn 15
11.13.18		Yellow Flag In - Turn 1
11.13.18		Riders Under Yellow Flag at Turn 1: #14
11.13.25		Yellow Flag In - Turn 15
11.13.25		Riders Under Yellow Flag at Turn 15: #14 #35
11.13.30	35 S. CHANTRA	#35 Rejoined
11.13.43	62 S. MANZI	#62 On the Gravel - Rejoined - Turn 1
11.13.59	97 X. VIERGE	#97 Not Actively Competing
11.14.16	35 S. CHANTRA	#35 Entered Pit Lane
11.15.10	35 S. CHANTRA	#35 Retired
11.19.10	54 B. SOFUOGLU	#54 Stopped with Technical Problem - Turn 14
11.19.20		Yellow Flag Out - Turn 14
11.20.05	54 B. SOFUOGLU	#54 Not Actively Competing
11.20.58		Yellow Flag In - Turn 14
11.20.58		Riders Under Yellow Flag at Turn 14: #14 #11 #7 #5 #34 #67 #31 #95 #46 #22 #60 #47 #55 #87 #62 #13 #92
11.26.13		Podium Confirmed
11.31.08		Results Confirmed
11.31.27		End of Session

17/05/2026 11:10 11:28 The results are provisional until the end of the time limit for protests and appeals and the completion of the technical checks.

Clerk Of The Course: **Marcel Putsche**
Publication Time: **11:35**

These data/results cannot be reproduced, stored and/or transmitted in whole or in part by any manner of electronic, mechanical, photocopying, recording, broadcasting or otherwise now known or herein after developed without the previous express consent by the copyright owner, except for reproduction in daily press and regular printed publications on sale to the public within 60 days of the event related to those data/results and always provided that copyright symbol appears together as follows below.

© DORNA WSBK ORGANIZATION Srl 2026

Czech Round, 15-17 May 2026 Riders Standings

1 / 2

	Points	Points From First	Points From Previous	February 22 PHILLIP ISLAND	March 29 PORTIMAO	April 19 ASSEN	May 3 BALATON	May 17 MOST	May 31 ARAGON	June 14 MISANO	July 12 DONINGTON	September 6 MAGNY-COURS	September 27 CREMONA	October 11 ESTORIL	October 18 JEREZ			
1 BULEGA Nicolo (ITA)	285			25 25 12 12	25 25 12 12	25 25 12 12	25 25 12 12	25 12										
2 LECUONA Iker (ESP)	195	90		10 8 1 1	20 20 9 9	20 20 9 9	20 20 9 9	20 9										
3 MONTELLA Yari (ITA)	105	180	90	20 6	4	5 11 2	13 16 5	16 7										
4 LOWES Sam (GBR)	99	186	6	11 5	11 11 5	16 16 7	7 10											
5 BALDASSARRI Lorenzo (ITA)	94	191	5	16 7 2	5 10	8 10	13 7	10 6										
6 LOWES Alex (GBR)	92	193	2	9 7	13 13 6	11 5 5	10 3	9 1										
7 OLIVEIRA Miguel (POR)	85	200	7	8 9	16 16 7	9 4	16											
8 BAUTISTA Alvaro (ESP)	81	204	4	16 3	7 1	13 13 6	11 5 6											
9 BASSANI Axel (ITA)	78	207	3	13 20 9	8 8 2	4 3		11										
10 LOCATELLI Andrea (ITA)	61	224	17	3 11	4 7	10 8 1	9	8										
11 GERLOFF Garrett (USA)	57	228	4	5 6 4	9		3 11 2	13 4										
12 MACKENZIE Tarran (GBR)	53	232	4	4 13	2	7 6	4 8 1	5 3										
13 VIERGE Xavi (ESP)	48	237	5		10 2 3	6 9 4	6 4	4										
14 PETRUCCI Danilo (ITA)	46	239	2	6 10	6 9	7 3	5											
15 SURRA Alberto (ITA)	46	239	0	7 4	1	1	8 9 4	7 5										
16 GARDNER Remy (AUS)	24	261	22	3	3 6	2 2	7	1										
17 MANZI Stefano (ITA)	21	264	3	2	5	1	1 6	6										
18 BRIDEWELL Thomas (GBR)	13	272	8		3	3	2	3 2										
19 NAGASHIMA Tetsuta (JPN)	7	278	6	2 5														
20 REA Jonathan (GBR)	4	281	3		4													
21 SOFUOGLU Bahattin (TUR)	4	281	0	1			3											
22 VAN DER MARK Michael (NED)	2	283	2					2										
23 RATO Mattia (ITA)	2	283	0				2											
24 CHANTRA Somkiat (THA)	2	283	0		1		1											
25 VICKERS Ryan (GBR)	1	284	1	1														

17/05/2026 First Line: Race 1 & 2 - Second Line: Tissot Superpole Race

These data/results cannot be reproduced, stored and/or transmitted in whole or in part by any manner of electronic, mechanical, photocopying, recording, broadcasting or otherwise now known or herein after developed without the previous express consent by the copyright owner, except for reproduction in daily press and regular printed publications on sale to the public within 60 days of the event related to those data/results and always provided that copyright symbol appears together as follows below.

© DORNA WSBK ORGANIZATION Srl 2026

Czech Round, 15-17 May 2026 Riders Standings

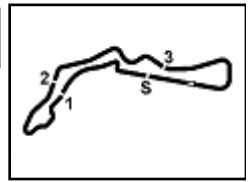
2 / 2

Points	Points From First	Points From Previous	Independent Riders														
			February 22 PHILIP ISLAND	March 29 PORTIMAO	April 19 ASSEN	May 3 BALATON	May 17 MOST	May 31 ARAGON	June 14 MISANO	July 12 DONINGTON	September 6 MAGNY-COURS	September 27 CREMONA	October 11 ESTORIL	October 18 JEREZ			
1	MONTELLA Yari (ITA)	105	20 6		5 11 2	13 16 5	16 7										
2	LOWES Sam (GBR)	99 6	11 5	11 11 5	16 16 7	7 10 5											
3	BALDASSARRI Lorenzo (ITA)	94 11 5	16 7 2	5 10 10	8 10 10	13 10 7 6											
4	BAUTISTA Alvaro (ESP)	81 24 13	16 3	7 1	13 13 6	11 5 6											
5	MACKENZIE Tarran (GBR)	53 52 28	4 13 2	2	7 6 6	4 8 1	5 3										
6	SURRA Alberto (ITA)	46 59 7	7 4 1	1	1	8 9 4	7 5										
7	BRIDEWELL Thomas (GBR)	13 92 33		3	3	2	3 2										
8	SOFUOGLU Bahattin (TUR)	4 101 9	1			3											
9	RATO Mattia (ITA)	2 103 2				2											

17/05/2026 First Line: Race 1 & 2 - Second Line: Tissot Superpole Race

These data/results cannot be reproduced, stored and/or transmitted in whole or in part by any manner of electronic, mechanical, photocopying, recording, broadcasting or otherwise now known or herein after developed without the previous express consent by the copyright owner, except for reproduction in daily press and regular printed publications on sale to the public within 60 days of the event related to those data/results and always provided that copyright symbol appears together as follows below.

© DORNA WSBK ORGANIZATION Srl 2026



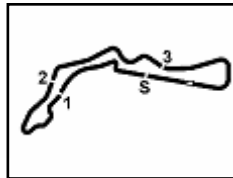
Autodrom Most 4.212 m

Czech Round, 15-17 May 2026

Manufacturers Standings

	Points	Points From First	Points From Previous	February 22 PHILLIP ISLAND		March 29 PORTIMAO		April 19 ASSEN		May 3 BALATON		May 17 MOST		May 31 ARAGON		June 14 MISANO		July 12 DONINGTON		September 6 MAGNY-COURS		September 27 CREMONA		October 11 ESTORIL		October 18 JEREZ					
				25	25	25	25	25	25	25	25	25	25	25	25	25	25	25	25	25	25	25	25	25	25	25	25	25	25	25	25
1	285			12	12	12	12	12	12	12	12	12	12																		
2	120	165		9	9	6	6	5	5	3	3	1																			
3	94	191	26	10	10	7	7	7	7																						
4	81	204	13	11	11	3	3	9	9	7	7	8																			
5	57	228	24	6	6					11	11	4																			
6	12	273	45	5	5	4	4			1	1																				

17/05/2026 First Line: Race 1 & 2 - Second Line: Tissot Superpole Race
 These data/results cannot be reproduced, stored and/or transmitted in whole or in part by any manner of electronic, mechanical, photocopying, recording, broadcasting or otherwise now known or herein after developed without the previous express consent by the copyright owner, except for reproduction in daily press and regular printed publications on sale to the public within 60 days of the event related to those data/results and always provided that copyright symbol appears together as follows below.
 © DORNA WSBK ORGANIZATION Srl 2026



Czech Round, 15-17 May 2026

Teams Standings

	February 22 PHILLIP ISLAND	March 29 PORTIMAO	April 19 ASSEN	May 3 BALATON	May 17 MOST	May 31 ARAGON	June 14 MISANO	July 12 DONINGTON	September 6 MAGNY-COURS	September 27 CREMONA	October 11 ESTORIL	October 18 JEREZ						
1 Aruba.it Racing - Ducati	480																	
BULEGA Nicolo	25	25	25	25	25	25	25	25										
LECUONA Iker	10	8	20	20	20	20	20	20										
		1	9	9	9	9	9	9										
2 Barni Spark Racing Team	186 [-294]																	
MONTELLA Yari	20			5	11	13	16	16										
	6		4	2	2	5	5	7										
BAUTISTA Alvaro	81	16	7	13	13	11	5											
	3	1	6	6	6													
3 bimota by Kawasaki Racing Team	170 [-310]																	
LOWES Alex	9	13	13	11	5	10		9										
	7	6	6	5	5	3		1										
BASSANI Axel	78	13	20	8	8	4	3											
	9	2	2	3	3			11										
4 ROKIT BMW Motorrad WorldSBK Team	133 [-347]																	
OLIVEIRA Miguel	8	9	16	16	9	4	16											
			7															
PETRUCCI Danilo	46	6	10	6	9	7	5											
						3												
VAN DER MARK Michael	2							2										
5 Pata Maxus Yamaha	109 [-371]																	
LOCATELLI Andrea	61	3	11	4	7	10	8	9										
						1												
VIERGE Xavi	48		10	2	6	9	6	4	4									
			3	3	4	4												
6 ELF Marc VDS Racing Team	99 [-381]																	
LOWES Sam	99	11	11	16	16	7	10											
		5	5	7	7													
7 Team Goeleven	94 [-386]																	
BALDASSARRI Lorenzo	94	16	7	5	10	8	10	13	10									
		2						7	6									
8 Kawasaki WorldSBK Team	57 [-423]																	
GERLOFF Garrett	57	5	6	9		3	11	13										
		4				2		4										
9 MGM Optical Express Racing	53 [-427]																	
MACKENZIE Tarran	53	4	13	2	7	6	4	8	5									
						1		3										
10 Motocorsa Racing	46 [-434]																	
SURRA Alberto	46	7	4	1	1	8	9	7										
						4		5										
11 GYTR GRT Yamaha WorldSBK Team	45 [-435]																	
GARDNER Remy	24	3	3	6	2	2	7	1										
MANZI Stefano	21	2	5	1	1	6	6											

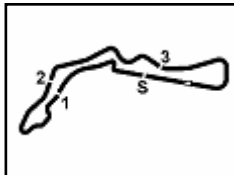
17/05/2026

These data/results cannot be reproduced, stored and/or transmitted in whole or in part by any manner of electronic, mechanical, photocopying, recording, broadcasting or otherwise now known or herein after developed without the previous express consent by the copyright owner, except for reproduction in daily press and regular printed publications on sale to the public within 60 days of the event related to those data/results and always provided that copyright symbol appears together as follows below.

© DORNA WSBK ORGANIZATION Srl 2026

FICR PERUGIA TIMING





Czech Round, 15-17 May 2026

Teams Standings

	February 22 PHILLIP ISLAND	March 29 PORTIMAO	April 19 ASSEN	May 3 BALATON	May 17 MOST	May 31 ARAGON	June 14 MISANO	July 12 DONINGTON	September 6 MAGNY-COURS	September 27 CREMONA	October 11 ESTORIL	October 18 JEREZ		
12 Honda HRC	14 [-466]													
NAGASHIMA Tetsuta	7	2	5											
REA Jonathan	4		4											
CHANTRA Somkiat	2		1		1									
VICKERS Ryan	1	1												
13 Superbike Advocates	13 [-467]													
BRIDEWELL Thomas	13		3	3	2	3	2							
14 Motoxracing WorldSBK Team	6 [-474]													
SOFUOGLU Bahattin	4	1			3									
RATO Mattia	2				2									

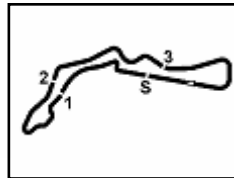
17/05/2026

These data/results cannot be reproduced, stored and/or transmitted in whole or in part by any manner of electronic, mechanical, photocopying, recording, broadcasting or otherwise now known or herein after developed without the previous express consent by the copyright owner, except for reproduction in daily press and regular printed publications on sale to the public within 60 days of the event related to those data/results and always provided that copyright symbol appears together as follows below.

© DORNA WSBK ORGANIZATION Srl 2026

FICR PERUGIA TIMING





Czech Round, 15-17 May 2026

Teams Standings

	February 22 PHILIP ISLAND	March 29 PORTIMAO	April 19 ASSEN	May 3 BALATON	May 17 MOST	May 31 ARAGON	June 14 MISANO	July 12 DONINGTON	September 6 MAGNY-COURS	September 27 CREMONA	October 11 ESTORIL	October 18 JEREZ			
Referent Teams															
1 Aruba.it Racing - Ducati	480														
BULEGA Nicolo	25	25	25	25	25	25	25								
LECUONA Iker	10	8	20	20	20	20	20	9							
	1		9		9										
2 bimota by Kawasaki Racing Team	170 [-310]														
LOWES Alex	9		13	13	11	5	10	9							
	7		6		5		3	1							
BASSANI Axel	13	20	8	8	4	3		11							
	9		2												
3 ROKiT BMW Motorrad WorldSBK Team	133 [-347]														
OLIVEIRA Miguel	8	9	16	16	9	4	16								
			7												
PETRUCCI Danilo	6	10	6	9	7	5									
					3										
VAN DER MARK Michael	2						2								
4 Pata Maxus Yamaha	109 [-371]														
LOCATELLI Andrea	3	11	4	7	10	8	9	8							
					1										
VIERGE Xavi			10	2	6	9	6	4	4						
			3		4										
5 Kawasaki WorldSBK Team	57 [-423]														
GERLOFF Garrett	5	6	9			3	11	13							
	4					2		4							
6 GYTR GRT Yamaha WorldSBK Team	45 [-435]														
GARDNER Remy		3	3	6	2	2	7	1							
MANZI Stefano		2		5	1	1	6	6							
7 Honda HRC	14 [-466]														
NAGASHIMA Tetsuta	7	2	5												
REA Jonathan	4			4											
CHANTRA Somkiat	2			1			1								
VICKERS Ryan	1	1													

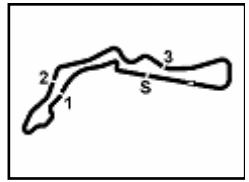
17/05/2026

These data/results cannot be reproduced, stored and/or transmitted in whole or in part by any manner of electronic, mechanical, photocopying, recording, broadcasting or otherwise now known or herein after developed without the previous express consent by the copyright owner, except for reproduction in daily press and regular printed publications on sale to the public within 60 days of the event related to those data/results and always provided that copyright symbol appears together as follows below.

© DORNA WSBK ORGANIZATION Srl 2026

FICR PERUGIA TIMING





Czech Round, 15-17 May 2026

Teams Standings

	February 22 PHILLIP ISLAND	March 29 PORTIMAO	April 19 ASSEN	May 3 BALATON	May 17 MOST	May 31 ARAGON	June 14 MISANO	July 12 DONINGTON	September 6 MAGNY-COURS	September 27 CREMONA	October 11 ESTORIL	October 18 JEREZ		
Independent Teams														
1 Barni Spark Racing Team	186													
MONTELLA Yari	105	20 6	4	5 11	13 16	16 7								
BAUTISTA Alvaro	81	16 3	7 1	13 13	11 5	6								
2 ELF Marc VDS Racing Team	99 [-87]													
LOWES Sam	99	11 5	11 5	16 16	7 10									
3 Team Goeleven	94 [-92]													
BALDASSARRI Lorenzo	94	16 7	5 10	8 10	13 10	7 6								
4 MGM Optical Express Racing	53 [-133]													
MACKENZIE Tarran	53	4 13	2	7 6	4 8	1 5	3							
5 Motocorsa Racing	46 [-140]													
SURRA Alberto	46	7 4	1	1	8 9	4 7	5							
6 Motoxracing WorldSBK Team	6 [-180]													
SOFUOGLU Bahattin	4	1			3									
RATO Mattia	2				2									

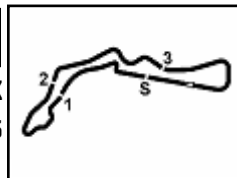
17/05/2026

These data/results cannot be reproduced, stored and/or transmitted in whole or in part by any manner of electronic, mechanical, photocopying, recording, broadcasting or otherwise now known or herein after developed without the previous express consent by the copyright owner, except for reproduction in daily press and regular printed publications on sale to the public within 60 days of the event related to those data/results and always provided that copyright symbol appears together as follows below.

© DORNA WSBK ORGANIZATION Srl 2026

FICR PERUGIA TIMING





Czech Round, 15-17 May 2026

Tissot Superpole Award

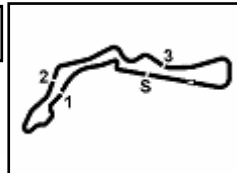
Autodrom Most 4.212 m

	Points	Points From First	Points From Previous	February 22		March 29		April 19		May 3		May 17		May 31		June 14		July 12		September 6		September 27		October 11		October 18					
				PHILLIP ISLAND		PORTIMAO		ASSEN		BALATON		MOST		ARAGON		MISANO		DONINGTON		MACNY-COURS		CREMONA		ESTORIL		JEREZ					
1 BULEGA Nicolo (ITA)	120			12	12	12	12	12	12	12	12	12	12																		
2 LECUONA Iker (ESP)	65	55		1		9	9	7	9	5	9	7	9																		
3 MONTELLA Yari (ITA)	56	64	9	9	6	7	4		2	7	5	9	7																		
4 LOWES Sam (GBR)	47	73	9	7	5	5	5	9	7	3		6																			
5 LOWES Alex (GBR)	35	85	12	6	7	3	6	4	5	3		1																			
6 BALDASSARRI Lorenzo (ITA)	32	88	3	3	2	2		1		9	7	2	6																		
7 BAUTISTA Alvaro (ESP)	20	100	12	3		1		3	6	1	6																				
8 BASSANI Axel (ITA)	19	101	1	5	9	2				3																					
9 OLIVEIRA Miguel (POR)	19	101	0			6	7			6																					
10 VIERGE Xavi (ESP)	17	103	2	1		4	3	5	4																						
11 SURRA Alberto (ITA)	16	104	1							2	4	5	5																		
12 GERLOFF Garrett (USA)	16	104	0	2	4					2	4	4	4																		
13 PETRUCCI Danilo (ITA)	15	105	1	4		1		6	3			1																			
14 LOCATELLI Andrea (ITA)	7	113	8					2	1	4																					
15 MACKENZIE Tarran (GBR)	4	116	3							1		3																			
16 BRIDEWELL Thomas (GBR)	2	118	2									2																			

17/05/2026 Odd points columns: Tissot Superpole Even points columns: Tissot Superpole Race

These data/results cannot be reproduced, stored and/or transmitted in whole or in part by any manner of electronic, mechanical, photocopying, recording, broadcasting or otherwise now known or herein after developed without the previous express consent by the copyright owner, except for reproduction in daily press and regular printed publications on sale to the public within 60 days of the event related to those data/results and always provided that copyright symbol appears together as follows below.

© DORNA WSBK ORGANIZATION Srl 2026



Czech Round, 15-17 May 2026

Best Sectors & Speed Tisot Superpole Race

Autodrom Most 4.212 m

RESULTS

Pos	Rank	Name	Team	Laps
1	11	N. BULEGA	Ducati Panigale V4R	10
2	7	I. LECUONA	Ducati Panigale V4R	1.959
3	5	Y. MONTELLA	Ducati Panigale V4R	6.980
4	34	L. BALDASSARRI	Ducati Panigale V4R	7.679
5	67	A. SURRA	Ducati Panigale V4R	9.714
6	31	G. GERLOFF	Kawasaki ZX-10RR	9.853
7	95	T. MACKENZIE	Ducati Panigale V4R	10.409
8	46	T. BRIDEWELL	Ducati Panigale V4R	11.464
9	22	A. LOWES	bimota KB998 Rimini	11.873
10	60	M. VAN DER MARK	BMW M 1000 RR	13.838
11	55	A. LOCATELLI	Yamaha YZF R1	14.484
12	87	R. GARDNER	Yamaha YZF R1	14.695
13	47	A. BASSANI	bimota KB998 Rimini	14.812
14	62	S. MANZI	Yamaha YZF R1	21.325
15	13	M. RATO	Yamaha YZF R1	27.224
16	92	Y. KUNII	Honda CBR1000RR-R SP	37.528
17	14	S. LOWES	Ducati Panigale V4R	47.913
RET	54	B. SOFUOGLU	Yamaha YZF R1	5 Laps
RET	35	S. CHANTRA	Honda CBR1000RR-R SP	8 Laps
RET	97	X. VIERGE	Yamaha YZF R1	9 Laps

SPEED

Pos	Rank	Name	Team	Speed
1	47	A. BASSANI	bimota KB998 Rimini	305,0
2	34	L. BALDASSARRI	Ducati Panigale V4R	304,2
3	55	A. LOCATELLI	Yamaha YZF R1	304,2
4	87	R. GARDNER	Yamaha YZF R1	304,2
5	7	I. LECUONA	Ducati Panigale V4R	303,3
6	31	G. GERLOFF	Kawasaki ZX-10RR	303,3
7	97	X. VIERGE	Yamaha YZF R1	302,5
8	60	M. VAN DER MARK	BMW M 1000 RR	301,6
9	11	N. BULEGA	Ducati Panigale V4R	300,8
10	22	A. LOWES	bimota KB998 Rimini	300,0
11	95	T. MACKENZIE	Ducati Panigale V4R	300,0
12	67	A. SURRA	Ducati Panigale V4R	298,4
13	46	T. BRIDEWELL	Ducati Panigale V4R	298,4
14	92	Y. KUNII	Honda CBR1000RR-R SP	297,6
15	5	Y. MONTELLA	Ducati Panigale V4R	297,6
16	54	B. SOFUOGLU	Yamaha YZF R1	297,6
17	13	M. RATO	Yamaha YZF R1	296,8
18	62	S. MANZI	Yamaha YZF R1	296,8
19	14	S. LOWES	Ducati Panigale V4R	296,8
20	35	S. CHANTRA	Honda CBR1000RR-R SP	295,2

SEG. 1

1	11	N. BULEGA	21.665
2	7	I. LECUONA	21.729
3	5	Y. MONTELLA	21.822
4	95	T. MACKENZIE	21.828
5	14	S. LOWES	21.831
6	47	A. BASSANI	21.890
7	34	L. BALDASSARRI	21.906
8	60	M. VAN DER MARK	21.910
9	31	G. GERLOFF	21.916
10	67	A. SURRA	21.927
11	87	R. GARDNER	21.950
12	22	A. LOWES	21.956
13	55	A. LOCATELLI	21.956
14	62	S. MANZI	21.965
15	46	T. BRIDEWELL	22.018
16	13	M. RATO	22.151
17	54	B. SOFUOGLU	22.180
18	92	Y. KUNII	22.446
19	35	S. CHANTRA	22.639
20	97	X. VIERGE	28.359

SEG. 2

1	11	N. BULEGA	22.367
2	7	I. LECUONA	22.462
3	31	G. GERLOFF	22.532
4	67	A. SURRA	22.575
5	34	L. BALDASSARRI	22.586
6	22	A. LOWES	22.621
7	47	A. BASSANI	22.648
8	5	Y. MONTELLA	22.654
9	14	S. LOWES	22.662
10	87	R. GARDNER	22.664
11	55	A. LOCATELLI	22.669
12	46	T. BRIDEWELL	22.673
13	62	S. MANZI	22.727
14	95	T. MACKENZIE	22.736
15	60	M. VAN DER MARK	22.757
16	54	B. SOFUOGLU	22.827
17	13	M. RATO	22.847
18	35	S. CHANTRA	23.186
19	92	Y. KUNII	23.323
20	97	X. VIERGE	23.440

SEG. 3

1	7	I. LECUONA	23.139
2	11	N. BULEGA	23.157
3	31	G. GERLOFF	23.216
4	34	L. BALDASSARRI	23.313
5	22	A. LOWES	23.326
6	14	S. LOWES	23.328
7	67	A. SURRA	23.333
8	95	T. MACKENZIE	23.336
9	5	Y. MONTELLA	23.337
10	60	M. VAN DER MARK	23.341
11	47	A. BASSANI	23.371
12	55	A. LOCATELLI	23.437
13	46	T. BRIDEWELL	23.440
14	87	R. GARDNER	23.466
15	62	S. MANZI	23.473
16	97	X. VIERGE	23.525
17	13	M. RATO	23.588
18	54	B. SOFUOGLU	23.673
19	92	Y. KUNII	24.009
20	35	S. CHANTRA	24.012

SEG. 4

1	11	N. BULEGA	22.561
2	7	I. LECUONA	22.608
3	34	L. BALDASSARRI	22.746
4	47	A. BASSANI	22.777
5	67	A. SURRA	22.786
6	97	X. VIERGE	22.795
7	46	T. BRIDEWELL	22.806
8	14	S. LOWES	22.821
9	95	T. MACKENZIE	22.826
10	5	Y. MONTELLA	22.831
11	60	M. VAN DER MARK	22.834
12	31	G. GERLOFF	22.840
13	22	A. LOWES	22.904
14	87	R. GARDNER	22.933
15	55	A. LOCATELLI	22.950
16	35	S. CHANTRA	22.974
17	62	S. MANZI	22.992
18	54	B. SOFUOGLU	23.060
19	13	M. RATO	23.070
20	92	Y. KUNII	23.221

17/05/2026

These data/results cannot be reproduced, stored and/or transmitted in whole or in part by any manner of electronic, mechanical, photocopying, recording, broadcasting or otherwise now known or herein after developed without the previous express consent by the copyright owner, except for reproduction in daily press and regular printed publications on sale to the public within 60 days of the event related to those data/results and always provided that copyright symbol appears together as follows below.

© DORNA WSBK ORGANIZATION Srl 2026

Czech Round, 15-17 May 2026
Lap Chart Tissot Superpole Race

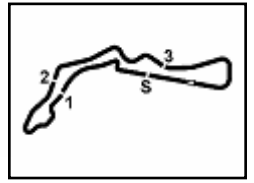
Lap	
	1 2 3 4 5 6 7 8 9 10
1	7 11 11 11 11 11 11 11 11 11
2	11 7 7 7 7 7 7 7 7 7
3	5 5 5 5 5 5 5 5 5 5
4	31 31 31 34 34 34 34 34 34 34
5	67 34 34 31 67 67 67 31 67 67
6	34 67 67 67 31 31 31 67 31 31
7	95 95 95 95 95 95 95 95 95 95
8	46 46 46 46 46 46 46 46 46 46
9	22 22 47 22 22 22 22 22 22 22
10	47 47 22 60 60 60 60 60 60 60
11	97 60 60 47 47 47 47 47 55 55
12	62 62 55 87 55 55 55 55 47 87
13	60 55 87 55 87 87 87 87 87 47
14	87 87 54 62 62 62 62 62 62 62
15	55 54 62 54 54 13 13 13 13 13
16	54 13 13 13 13 92 92 92 92 92
17	13 92 92 92 92 14 14 14 14 14
18	35 14 14 14 14
19	92 35
20	14

Final Result		
1	11 N. BULEGA	Laps 10
2	7 I. LECUONA	1.959
3	5 Y. MONTELLA	6.980
4	34 L. BALDASSARRI	7.679
5	67 A. SURRA	9.714
6	31 G. GERLOFF	9.853
7	95 T. MACKENZIE	10.409
8	46 T. BRIDEWELL	11.464
9	22 A. LOWES	11.873
10	60 M. VAN DER MARK	13.838
11	55 A. LOCATELLI	14.484
12	87 R. GARDNER	14.695
13	47 A. BASSANI	14.812
14	62 S. MANZI	21.325
15	13 M. RATO	27.224
16	92 Y. KUNII	37.528
17	14 S. LOWES	47.913
RET	54 B. SOFUOGLU	5 Laps
RET	35 S. CHANTRA	8 Laps
RET	97 X. VIERGE	9 Laps

17/05/2026

These data/results cannot be reproduced, stored and/or transmitted in whole or in part by any manner of electronic, mechanical, photocopying, recording, broadcasting or otherwise now known or herein after developed without the previous express consent by the copyright owner, except for reproduction in daily press and regular printed publications on sale to the public within 60 days of the event related to those data/results and always provided that copyright symbol appears together as follows below.

© DORNA WSBK ORGANIZATION Srl 2026



Autodrom Most 4.212 m

Czech Round, 15-17 May 2026 Lap Chart Tissot Superpole Race

Lap 1	
1	7 I.Lecuona 1'35.296
2	11 N.Bulega 0.109
3	5 Y.Montella 0.511
4	31 G.Gerloff 0.839
5	67 A.Surra 1.227
6	34 L.Baldassarri 1.339
7	95 T.Mackenzie 1.800
8	46 T.Bridewell 2.088
9	22 A.Lowes 2.492
10	47 A.Bassani 2.650
11	97 X.Vierge 2.823
12	62 S.Manzi 3.488
13	60 M.van der Mark 3.521
14	87 R.Gardner 3.809
15	55 A.Locatelli 3.851
16	54 B.Sofuoglu 4.404
17	13 M.Rato 4.586
18	35 S.Chantra 4.846
19	92 Y.Kunii 5.491
20	14 S.Lowes 36.734

Lap 2	
1	11 N.Bulega 3'05.520
2	7 I.Lecuona 0.139
3	5 Y.Montella 1.207
4	31 G.Gerloff 1.703
5	34 L.Baldassarri 1.937
6	67 A.Surra 2.182
7	95 T.Mackenzie 2.951
8	46 T.Bridewell 3.058
9	22 A.Lowes 3.687
10	47 A.Bassani 3.819
11	60 M.van der Mark 4.812
12	62 S.Manzi 5.328
13	55 A.Locatelli 5.372
14	87 R.Gardner 5.672
15	54 B.Sofuoglu 6.258
16	13 M.Rato 6.399
17	92 Y.Kunii 9.188
18	14 S.Lowes 38.118
19	35 S.Chantra 1'09.637

Lap 3	
1	11 N.Bulega 4'35.440
2	7 I.Lecuona 0.305
3	5 Y.Montella 2.157
4	31 G.Gerloff 2.936
5	34 L.Baldassarri 3.037
6	67 A.Surra 3.282
7	95 T.Mackenzie 4.025
8	46 T.Bridewell 4.423
9	47 A.Bassani 4.861
10	22 A.Lowes 5.233
11	60 M.van der Mark 5.802
12	55 A.Locatelli 6.860
13	87 R.Gardner 7.173
14	54 B.Sofuoglu 8.165
15	62 S.Manzi 8.550
16	13 M.Rato 8.853
17	92 Y.Kunii 12.767
18	14 S.Lowes 39.247

Lap 4	
1	11 N.Bulega 6'05.402
2	7 I.Lecuona 0.401
3	5 Y.Montella 2.997
4	34 L.Baldassarri 3.974
5	31 G.Gerloff 4.166
6	67 A.Surra 4.311
7	95 T.Mackenzie 4.980
8	46 T.Bridewell 5.607

9	22 A.Lowes 6.473
10	60 M.van der Mark 7.558
11	47 A.Bassani 7.876
12	87 R.Gardner 8.295
13	55 A.Locatelli 8.329
14	62 S.Manzi 10.189
15	54 B.Sofuoglu 10.356
16	13 M.Rato 10.638
17	92 Y.Kunii 16.088
18	14 S.Lowes 40.017

Lap 5	
1	11 N.Bulega 7'35.443
2	7 I.Lecuona 0.540
3	5 Y.Montella 3.821
4	34 L.Baldassarri 4.663
5	67 A.Surra 5.034
6	31 G.Gerloff 5.652
7	95 T.Mackenzie 5.998
8	46 T.Bridewell 6.797
9	22 A.Lowes 7.718
10	60 M.van der Mark 8.795
11	47 A.Bassani 9.049
12	55 A.Locatelli 9.409
13	87 R.Gardner 9.650
14	62 S.Manzi 11.612
15	54 B.Sofuoglu 12.456
16	13 M.Rato 12.698
17	92 Y.Kunii 19.820
18	14 S.Lowes 41.006

Lap 6	
1	11 N.Bulega 9'05.439
2	7 I.Lecuona 0.827
3	5 Y.Montella 4.845
4	34 L.Baldassarri 5.324
5	67 A.Surra 6.125
6	31 G.Gerloff 6.422
7	95 T.Mackenzie 6.979
8	46 T.Bridewell 7.926
9	22 A.Lowes 8.749
10	60 M.van der Mark 10.102
11	47 A.Bassani 10.314
12	55 A.Locatelli 10.549
13	87 R.Gardner 10.772
14	62 S.Manzi 13.296
15	13 M.Rato 17.806
16	92 Y.Kunii 24.751
17	14 S.Lowes 44.645

Lap 7	
1	11 N.Bulega 10'35.703
2	7 I.Lecuona 1.247
3	5 Y.Montella 5.743
4	34 L.Baldassarri 6.180
5	67 A.Surra 7.321
6	31 G.Gerloff 7.486
7	95 T.Mackenzie 7.840
8	46 T.Bridewell 8.995
9	22 A.Lowes 9.808
10	60 M.van der Mark 11.168
11	47 A.Bassani 11.414
12	55 A.Locatelli 11.736
13	87 R.Gardner 11.935
14	62 S.Manzi 15.073
15	13 M.Rato 20.389
16	92 Y.Kunii 28.713
17	14 S.Lowes 45.478

Lap 8	
1	11 N.Bulega 12'05.972
2	7 I.Lecuona 1.643

3	5 Y.Montella 6.551
4	34 L.Baldassarri 6.880
5	31 G.Gerloff 8.422
6	67 A.Surra 8.466
7	95 T.Mackenzie 8.788
8	46 T.Bridewell 10.091
9	22 A.Lowes 10.658
10	60 M.van der Mark 12.213
11	47 A.Bassani 12.481
12	55 A.Locatelli 12.583
13	87 R.Gardner 13.023
14	62 S.Manzi 17.181
15	13 M.Rato 22.723
16	92 Y.Kunii 32.028
17	14 S.Lowes 46.427

Lap 9	
1	11 N.Bulega 13'36.679
2	7 I.Lecuona 1.947
3	5 Y.Montella 6.899
4	34 L.Baldassarri 7.305
5	67 A.Surra 9.278
6	31 G.Gerloff 9.396
7	95 T.Mackenzie 9.747
8	46 T.Bridewell 10.707
9	22 A.Lowes 11.246
10	60 M.van der Mark 12.930
11	55 A.Locatelli 13.515
12	47 A.Bassani 13.759
13	87 R.Gardner 13.857
14	62 S.Manzi 18.976
15	13 M.Rato 24.982
16	92 Y.Kunii 34.700
17	14 S.Lowes 47.403

Lap 10	
1	11 N.Bulega 15'07.499
2	7 I.Lecuona 1.959
3	5 Y.Montella 6.980
4	34 L.Baldassarri 7.679
5	67 A.Surra 9.714
6	31 G.Gerloff 9.853
7	95 T.Mackenzie 10.409
8	46 T.Bridewell 11.464
9	22 A.Lowes 11.873
10	60 M.van der Mark 13.838
11	55 A.Locatelli 14.484
12	87 R.Gardner 14.695
13	47 A.Bassani 14.812
14	62 S.Manzi 21.325
15	13 M.Rato 27.224
16	92 Y.Kunii 37.528
17	14 S.Lowes 47.913

17/05/2026
These data/results cannot be reproduced, stored and/or transmitted in whole or in part by any manner of electronic, mechanical, photocopying, recording, broadcasting or otherwise now known or herein after developed without the previous express consent by the copyright owner, except for reproduction in daily press and regular printed publications on sale to the public within 60 days of the event related to those data/results and always provided that copyright symbol appears together as follows below.
© DORNA WSBK ORGANIZATION Srl 2026

Czech Round, 15-17 May 2026

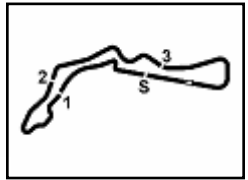
Lap Chart Tissot Superpole Race

Race Pace Comparison

	11 Bul	7 Lec	5 Mon	34 Bal	67 Sur	31 Ger	95 Mac	46 Bri	22 ALo	60 vdM	55 Loc	87 Gar	47 Bas	62 Man
1	1'35.405	1'35.296	1'35.807	1'36.635	1'36.523	1'36.135	1'37.096	1'37.384	1'37.788	1'38.817	1'39.147	1'39.105	1'37.946	1'38.784
2	1'30.115	1'30.363	1'30.920	1'30.822	1'31.179	1'31.088	1'31.375	1'31.194	1'31.419	1'31.515	1'31.745	1'32.087	1'31.393	1'32.064
3	1'29.920	1'30.086	1'30.870	1'31.020	1'31.020	1'31.153	1'30.994	1'31.285	1'31.466	1'30.910	1'31.408	1'31.421	1'30.962	1'33.142
4	1'29.962	1'30.058	1'30.802	1'30.899	1'30.991	1'31.192	1'30.917	1'31.146	1'31.202	1'31.718	1'31.431	1'31.084	1'32.977	1'31.601
5	1'30.041	1'30.180	1'30.865	1'30.730	1'30.764	1'31.527	1'31.059	1'31.231	1'31.286	1'31.278	1'31.121	1'31.396	1'31.214	1'31.464
6	1'29.996	1'30.283	1'31.020	1'30.657	1'31.087	1'30.766	1'30.977	1'31.125	1'31.027	1'31.303	1'31.136	1'31.118	1'31.261	1'31.680
7	1'30.264	1'30.684	1'31.162	1'31.120	1'31.460	1'31.328	1'31.125	1'31.333	1'31.323	1'31.330	1'31.451	1'31.427	1'31.364	1'32.041
8	1'30.269	1'30.665	1'31.077	1'30.969	1'31.414	1'31.205	1'31.217	1'31.365	1'31.119	1'31.314	1'31.116	1'31.357	1'31.336	1'32.377
9	1'30.707	1'31.011	1'31.055	1'31.132	1'31.519	1'31.681	1'31.666	1'31.323	1'31.295	1'31.424	1'31.639	1'31.541	1'31.985	1'32.502
10	1'30.820	1'30.832	1'30.901	1'31.194	1'31.256	1'31.277	1'31.482	1'31.577	1'31.447	1'31.728	1'31.789	1'31.658	1'31.873	1'33.169

	13 Rat	92 Kun	14 SLo	54 Sof	35 Cha	97 Vie
1	1'39.882	1'40.787	2'12.030	1'39.700	1'40.142	1'38.119
2	1'32.037	1'33.921	1'31.608	1'32.078	2'35.015	
3	1'32.374	1'33.499	1'31.049	1'31.827		
4	1'31.747	1'33.283	1'30.732	1'32.153		
5	1'32.101	1'33.773	1'31.030	1'32.141		
6	1'35.104	1'34.927	1'33.635			
7	1'32.847	1'34.226	1'31.097			
8	1'32.603	1'33.584	1'31.218			
9	1'32.966	1'33.379	1'31.683			
10	1'33.062	1'33.648	1'31.330			

17/05/2026
 These data/results cannot be reproduced, stored and/or transmitted in whole or in part by any manner of electronic, mechanical, photocopying, recording, broadcasting or otherwise now known or herein after developed without the previous express consent by the copyright owner, except for reproduction in daily press and regular printed publications on sale to the public within 60 days of the event related to those data/results and always provided that copyright symbol appears together as follows below.
 © DORNA WSBK ORGANIZATION Srl 2026



Autodrom Most 4.212 m

Czech Round, 15-17 May 2026

Chronological Analysis Tissot Superpole Race

Start at 11:10'12.694

1 / 2

1° 11 N. BULEGA [1'29.920]							
Lap	Seg1	Seg2	Seg3	Seg4	Lap Time	km/h	Local Time
1		22.725	23.190	22.561	1'35.405	213,6	11:11'48.099
2	21.667	22.367	23.296	22.785	1'30.115	300,8	11:13'18.214
3	21.665	22.430	23.189	22.636	1'29.920	297,6	11:14'48.134
4	21.751	22.472	23.157	22.582	1'29.962	296,8	11:16'18.096
5	21.737	22.483	23.178	22.643	1'30.041	297,6	11:17'48.137
6	21.746	22.468	23.191	22.591	1'29.996	297,6	11:19'18.133
7	21.722	22.539	23.299	22.704	1'30.264C	298,4	11:20'48.397
8	21.783	22.459	23.265	22.762	1'30.269	297,6	11:22'18.666
9	21.812	22.589	23.436	22.870	1'30.707	296,8	11:23'49.373
10	21.878	22.612	23.510	22.820	1'30.820	296,0	11:25'20.193
Race Time 15'07'499							

6° 31 G. GERLOFF [1'30.766]								
Lap	Seg1	Seg2	Seg3	Seg4	Lap Time	km/h	Local Time	
1			22.815	23.216	22.997	1'36.135	214,9	11:11'48.829
2	22.048	22.532	23.577	22.931	1'31.088	296,8	11:13'19.917	
3	22.007	22.765	23.448	22.933	1'31.153	296,0	11:14'51.070	
4	22.165	22.761	23.402	22.864	1'31.192	295,2	11:16'22.262	
5	22.391	22.725	23.522	22.889	1'31.527	299,2	11:17'53.789	
6	21.916	22.618	23.392	22.840	1'30.766	300,8	11:19'24.555	
7	21.982	22.921	23.552	22.873	1'31.328C	301,6	11:20'55.883	
8	21.970	22.765	23.446	23.024	1'31.205	303,3	11:22'27.088	
9	22.176	22.853	23.652	23.000	1'31.681	295,2	11:23'58.769	
10	22.003	22.786	23.539	22.949	1'31.277	301,6	11:25'30.046	
Race Time 15'17'352								

2° 7 I. LECUONA [1'30.058]							
Lap	Seg1	Seg2	Seg3	Seg4	Lap Time	km/h	Local Time
1		22.562	23.495	22.766	1'35.296	217,4	11:11'47.990
2	21.927	22.524	23.167	22.745	1'30.363	298,4	11:13'18.353
3	21.795	22.541	23.142	22.608	1'30.086	303,3	11:14'48.439
4	21.754	22.462	23.139	22.703	1'30.058	301,6	11:16'18.497
5	21.808	22.501	23.177	22.694	1'30.180	302,5	11:17'48.677
6	21.813	22.487	23.239	22.744	1'30.283	301,6	11:19'18.960
7	21.729	22.674	23.459	22.822	1'30.684C	302,5	11:20'49.644
8	21.828	22.670	23.342	22.825	1'30.665	300,8	11:22'20.309
9	21.927	22.764	23.370	22.950	1'31.011	299,2	11:23'51.320
10	21.866	22.646	23.449	22.871	1'30.832	299,2	11:25'22.152
Race Time 15'09'458							

7° 95 T. MACKENZIE [1'30.917]								
Lap	Seg1	Seg2	Seg3	Seg4	Lap Time	km/h	Local Time	
1			22.983	23.510	22.834	1'37.096	225,9	11:11'49.790
2	22.128	22.777	23.465	23.005	1'31.375	300,0	11:13'21.165	
3	22.051	22.736	23.381	22.826	1'30.994	297,6	11:14'52.159	
4	21.828	22.813	23.390	22.886	1'30.917	298,4	11:16'23.076	
5	22.017	22.784	23.405	22.853	1'31.059	298,4	11:17'54.135	
6	21.963	22.744	23.338	22.932	1'30.977	300,0	11:19'25.112	
7	21.918	22.881	23.395	22.931	1'31.125C	300,0	11:20'56.237	
8	22.071	22.803	23.336	23.007	1'31.217	299,2	11:22'27.454	
9	22.185	22.939	23.495	23.047	1'31.666	295,2	11:23'59.120	
10	22.002	22.887	23.560	23.033	1'31.482	298,4	11:25'30.602	
Race Time 15'17'908								

3° 5 Y. MONTELLA [1'30.802]							
Lap	Seg1	Seg2	Seg3	Seg4	Lap Time	km/h	Local Time
1		22.745	23.536	22.851	1'35.807	216,1	11:11'48.501
2	21.977	22.723	23.368	22.852	1'30.920	296,8	11:13'19.421
3	21.923	22.654	23.462	22.831	1'30.870	296,8	11:14'50.291
4	21.898	22.656	23.337	22.911	1'30.802	296,0	11:16'21.093
5	21.822	22.757	23.338	22.948	1'30.865	297,6	11:17'51.958
6	21.926	22.752	23.500	22.842	1'31.020	296,8	11:19'22.978
7	21.901	22.804	23.394	23.063	1'31.162C	296,8	11:20'54.140
8	21.992	22.768	23.386	22.931	1'31.077	297,6	11:22'25.217
9	21.972	22.765	23.393	22.925	1'31.055	297,6	11:23'56.272
10	21.842	22.809	23.364	22.886	1'30.901	295,2	11:25'27.173
Race Time 15'14'479							

8° 46 T. BRIDEWELL [1'31.125]								
Lap	Seg1	Seg2	Seg3	Seg4	Lap Time	km/h	Local Time	
1			22.947	23.501	22.921	1'37.384	228,3	11:11'50.078
2	22.148	22.724	23.485	22.837	1'31.194	298,4	11:13'21.272	
3	22.198	22.830	23.451	22.806	1'31.285	296,8	11:14'52.557	
4	22.018	22.690	23.444	22.994	1'31.146	298,4	11:16'23.703	
5	22.062	22.754	23.455	22.960	1'31.231	297,6	11:17'54.934	
6	22.090	22.673	23.444	22.918	1'31.125	297,6	11:19'26.059	
7	22.089	22.735	23.523	22.986	1'31.333C	297,6	11:20'57.392	
8	22.057	22.778	23.440	23.090	1'31.365	296,8	11:22'28.757	
9	22.054	22.735	23.581	22.953	1'31.323	296,8	11:24'00.080	
10	22.064	22.861	23.549	23.103	1'31.577	296,8	11:25'31.657	
Race Time 15'18'963								

4° 34 L. BALDASSARRI [1'30.657]							
Lap	Seg1	Seg2	Seg3	Seg4	Lap Time	km/h	Local Time
1		22.840	23.390	22.746	1'36.635	221,4	11:11'49.329
2	21.911	22.586	23.433	22.892	1'30.822	304,2	11:13'20.151
3	21.949	22.741	23.499	22.831	1'31.020	298,4	11:14'51.171
4	21.943	22.773	23.380	22.803	1'30.899	301,6	11:16'22.070
5	21.989	22.669	23.313	22.759	1'30.730	296,8	11:17'52.800
6	21.927	22.620	23.340	22.770	1'30.657	296,0	11:19'23.457
7	22.079	22.770	23.441	22.830	1'31.120C	295,2	11:20'54.577
8	22.065	22.663	23.375	22.866	1'30.969	295,2	11:22'25.546
9	21.999	22.782	23.420	22.931	1'31.132	295,2	11:23'56.678
10	21.906	22.831	23.526	22.931	1'31.194	295,2	11:25'27.872
Race Time 15'15'178							

9° 22 A. LOWES [1'31.027]								
Lap	Seg1	Seg2	Seg3	Seg4	Lap Time	km/h	Local Time	
1			22.977	23.505	22.930	1'37.788	225,9	11:11'50.482
2	22.435	22.754	23.326	22.904	1'31.419	296,8	11:13'21.901	
3	22.377	22.758	23.344	22.987	1'31.466	299,2	11:14'53.367	
4	22.126	22.621	23.378	23.077	1'31.202	300,0	11:16'24.569	
5	22.036	22.758	23.430	23.062	1'31.286	297,6	11:17'55.855	
6	21.956	22.654	23.397	23.020	1'31.027	297,6	11:19'26.882	
7	22.013	22.716	23.501	23.093	1'31.323C	297,6	11:20'58.205	
8	21.972	22.698	23.422	23.027	1'31.119	298,4	11:22'29.324	
9	21.993	22.769	23.536	22.997	1'31.295	299,2	11:24'00.619	
10	21.972	22.835	23.596	23.044	1'31.447	298,4	11:25'32.066	
Race Time 15'19'372								

5° 67 A. SURRA [1'30.764]							
Lap	Seg1	Seg2	Seg3	Seg4	Lap Time	km/h	Local Time
1		23.000	23.373	22.856	1'36.523	220,9	11:11'49.217
2	22.296	22.625	23.472	22.786	1'31.179	298,4	11:13'20.396
3	22.134	22.661	23.353	22.872	1'31.020	298,4	11:14'51.416
4	22.173	22.599	23.389	22.830	1'30.991	297,6	11:16'22.407
5	21.989	22.575	23.333	22.867	1'30.764	297,6	11:17'53.171
6	21.962	22.762	23.419	22.944	1'31.087	296,8	11:19'24.258
7	22.130	22.864	23.495	22.971	1'31.460C	296,8	11:20'55.718
8	21.927	22.805	23.531	23.151	1'31.414	296,8	11:22'27.132
9	22.053	22.885	23.593	22.988	1'31.519	296,0	11:23'58.651

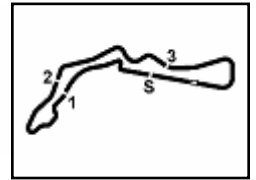
10° 60 M. VAN DER MARK [1'30.910]								
Lap	Seg1	Seg2	Seg3	Seg4	Lap Time	km/h	Local Time	
1			23.540	23.848	22.920	1'38.817	223,2	11:11'51.511
2	22.333	22.801	23.515	22.866	1'31.515	299,2	11:13'23.026	
3	21.910	22.825	23.341	22.834	1'30.910	300,8	11:14'53.936	
4	22.227	22.819	23.648	23.024	1'31.718	301,6	11:16'25.654	
5	22.036	22.763	23.455	23.024	1'31.278	299,2	11:17'56.932	
6	21.965	22.757	23.514	23.067	1'31.303	300,0	11:19'28.235	
7	21.940	22.817	23.591	22.982	1'31.330C	299,2	11:20'59.565	

17/05/2026

P = Pits In/Out - C = Lap Time Cancelled

These data/results cannot be reproduced, stored and/or transmitted in whole or in part by any manner of electronic, mechanical, photocopying, recording, broadcasting or otherwise now known or herein after developed without the previous express consent by the copyright owner, except for reproduction in daily press and regular printed publications on sale to the public within 60 days of the event related to those data/results and always provided that copyright symbol appears together as follows below.

© DORNA WSBK ORGANIZATION Srl 2026



Autodrom Most 4.212 m

Czech Round, 15-17 May 2026

Chronological Analysis Tissot Superpole Race

Start at 11:10'12.694

2 / 2

8	21.940	22.801	23.511	23.062	1'31.314	299,2	11:22'30.879	6	22.227	23.022	26.397	23.458	1'35.104	294,4	11:19'35.939
9	21.991	22.884	23.553	22.996	1'31.424	299,2	11:24'02.303	7	22.415	23.104	23.861	23.467	1'32.847C	286,7	11:21'08.786
10	22.036	22.962	23.573	23.157	1'31.728	297,6	11:25'34.031	8	22.290	23.123	23.783	23.407	1'32.603	287,4	11:22'41.389

Race Time 15'21.337

9	22.314	23.184	23.970	23.498	1'32.966	288,9	11:24'14.355	9	22.314	23.184	23.970	23.498	1'32.966	288,9	11:24'14.355
10	22.393	23.344	23.840	23.485	1'33.062	286,7	11:25'47.417	10	22.393	23.344	23.840	23.485	1'33.062	286,7	11:25'47.417

Race Time 15'34.723

11° 55 A. LOCATELLI [1'31.116]							
Lap	Seg.1	Seg.2	Seg.3	Seg.4	Lap Time	km/h	Local Time
1		23.558	23.723	23.096	1'39.147	223,6	11:11'51.841
2	22.332	22.871	23.548	22.994	1'31.745	302,5	11:13'23.586
3	22.151	22.792	23.437	23.028	1'31.408	300,0	11:14'54.994
4	21.984	22.724	23.556	23.167	1'31.431	297,6	11:16'26.425
5	21.981	22.669	23.521	22.950	1'31.121	300,8	11:17'57.546
6	21.983	22.679	23.449	23.025	1'31.136	301,6	11:19'28.682
7	21.995	22.823	23.588	23.045	1'31.451C	301,6	11:21'00.133
8	21.956	22.692	23.473	22.995	1'31.116	300,0	11:22'31.249
9	21.986	22.854	23.678	23.121	1'31.639	304,2	11:24'02.888
10	21.985	22.915	23.634	23.255	1'31.789	297,6	11:25'34.677

Race Time 15'21.983

16° 92 Y. KUNII [1'33.283]							
Lap	Seg.1	Seg.2	Seg.3	Seg.4	Lap Time	km/h	Local Time
1		23.926	24.047	23.318	1'40.787	225,5	11:11'53.481
2	22.750	23.380	24.172	23.619	1'33.921	297,6	11:13'27.402
3	22.543	23.543	24.009	23.404	1'33.499	294,4	11:15'00.901
4	22.478	23.323	24.054	23.428	1'33.283	293,6	11:16'34.184
5	22.446	23.608	24.142	23.577	1'33.773	293,6	11:18'07.957
6	22.594	23.548	24.955	23.830	1'34.927	292,0	11:19'42.884
7	22.740	23.638	24.390	23.458	1'34.226C	289,7	11:21'17.110
8	22.449	23.530	24.135	23.470	1'33.584	291,2	11:22'50.694
9	22.521	23.578	24.059	23.221	1'33.379	290,5	11:24'24.073
10	22.684	23.406	24.184	23.374	1'33.648	291,2	11:25'57.721

Race Time 15'45.027

12° 87 R. GARDNER [1'31.084]							
Lap	Seg.1	Seg.2	Seg.3	Seg.4	Lap Time	km/h	Local Time
1		23.555	23.765	22.933	1'39.105	226,4	11:11'51.799
2	22.514	22.886	23.600	23.087	1'32.087	300,0	11:13'23.886
3	22.166	22.745	23.525	22.985	1'31.421	298,4	11:14'55.307
4	21.975	22.664	23.487	22.958	1'31.084	299,2	11:16'26.391
5	22.155	22.757	23.499	22.985	1'31.396	296,0	11:17'57.787
6	21.950	22.710	23.466	22.992	1'31.118	301,6	11:19'28.905
7	21.972	22.789	23.601	23.065	1'31.427C	300,8	11:21'00.332
8	22.009	22.805	23.497	23.046	1'31.357	301,6	11:22'31.689
9	22.000	22.835	23.567	23.139	1'31.541	297,6	11:24'03.230
10	22.130	22.861	23.590	23.077	1'31.658	304,2	11:25'34.888

Race Time 15'22.194

17° 14 S. LOWES [1'30.732]							
Lap	Seg.1	Seg.2	Seg.3	Seg.4	Lap Time	km/h	Local Time
1		25.892	25.467	23.398	2'12.030	218,3	11:12'24.724
2	22.188	22.694	23.713	23.013	1'31.608C	294,4	11:13'56.332
3	21.831	22.830	23.328	23.060	1'31.049	295,2	11:15'27.381
4	21.921	22.662	23.328	22.821	1'30.732	295,2	11:16'58.113
5	22.018	22.696	23.382	22.934	1'31.030	296,0	11:18'29.143
6	21.974	22.951	25.449	23.261	1'33.635C	295,2	11:20'02.778
7	21.929	22.836	23.335	22.997	1'31.097C	295,2	11:21'33.875
8	21.989	22.813	23.517	22.899	1'31.218	296,0	11:23'05.093
9	21.837	22.985	23.670	23.191	1'31.683	296,8	11:24'36.776
10	22.021	22.827	23.503	22.979	1'31.330	294,4	11:26'08.106

Race Time 15'55.412

13° 47 A. BASSANI [1'30.962]							
Lap	Seg.1	Seg.2	Seg.3	Seg.4	Lap Time	km/h	Local Time
1		23.358	23.446	22.883	1'37.946C	217,0	11:11'50.640
2	22.518	22.648	23.450	22.777	1'31.393	305,0	11:13'22.033
3	21.932	22.697	23.371	22.962	1'30.962	304,2	11:14'52.995
4	23.330	22.932	23.584	23.131	1'32.977	297,6	11:16'25.972
5	21.919	22.748	23.540	23.007	1'31.214	300,0	11:17'57.186
6	21.932	22.760	23.474	23.095	1'31.261	300,0	11:19'28.447
7	21.890	22.807	23.621	23.046	1'31.364C	300,8	11:20'59.811
8	21.975	22.772	23.554	23.035	1'31.336	299,2	11:22'31.147
9	22.257	22.880	23.677	23.171	1'31.985	301,6	11:24'03.132
10	21.930	22.967	23.625	23.351	1'31.873	300,8	11:25'35.005

Race Time 15'22.311

RET 54 B. SOFUOGLU [1'31.827]							
Lap	Seg.1	Seg.2	Seg.3	Seg.4	Lap Time	km/h	Local Time
1		23.853	23.763	23.221	1'39.700	222,7	11:11'52.394
2	22.180	23.046	23.673	23.179	1'32.078	294,4	11:13'24.472
3	22.257	22.827	23.683	23.060	1'31.827	295,2	11:14'56.299
4	22.188	22.867	23.975	23.123	1'32.153	293,6	11:16'28.452
5	22.197	22.994	23.760	23.190	1'32.141	297,6	11:18'00.593

Race Time 7'47.899

14° 62 S. MANZI [1'31.464]							
Lap	Seg.1	Seg.2	Seg.3	Seg.4	Lap Time	km/h	Local Time
1		23.565	23.588	23.038	1'38.784	217,0	11:11'51.478
2	22.497	22.887	23.611	23.069	1'32.064	295,2	11:13'23.542
3	23.287	23.343	23.520	22.992	1'33.142	296,0	11:14'56.684
4	22.122	22.856	23.473	23.150	1'31.601	296,8	11:16'28.285
5	22.096	22.727	23.494	23.147	1'31.464	293,6	11:17'59.749
6	21.965	22.876	23.668	23.171	1'31.680	293,6	11:19'31.429
7	22.046	23.047	23.732	23.216	1'32.041C	292,0	11:21'03.470
8	22.268	23.144	23.691	23.274	1'32.377	292,0	11:22'35.847
9	22.268	23.152	23.885	23.197	1'32.502	291,2	11:24'08.349
10	22.254	23.343	24.113	23.459	1'33.169	289,7	11:25'41.518

Race Time 15'28.824

RET 35 S. CHANTRA							
Lap	Seg.1	Seg.2	Seg.3	Seg.4	Lap Time	km/h	Local Time
1		24.018	24.012	22.974	1'40.142	229,7	11:11'52.836
2	22.639	23.186	1'06.773	42.417	2'35.015CP	295,2	11:14'27.851

Race Time 4'15.157

RET 97 X. VIERGE							
Lap	Seg.1	Seg.2	Seg.3	Seg.4	Lap Time	km/h	Local Time
1		23.440	23.525	22.795	1'38.119	221,4	11:11'50.813

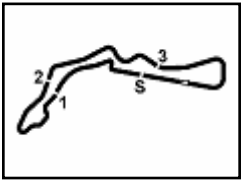
Race Time 1'38.119

15° 13 M. RATO [1'31.747]							
Lap	Seg.1	Seg.2	Seg.3	Seg.4	Lap Time	km/h	Local Time
1		23.688	23.787	23.232	1'39.882	226,9	11:11'52.576
2	22.230	23.017	23.696	23.094	1'32.037	296,0	11:13'24.613
3	22.326	23.356	23.622	23.070	1'32.374	296,8	11:14'56.987
4	22.168	22.847	23.588	23.144	1'31.747	294,4	11:16'28.734
5	22.151	22.995	23.718	23.237	1'32.101	294,4	11:18'00.835

17/05/2026 P = Pits In/Out - C = Lap Time Cancelled

These data/results cannot be reproduced, stored and/or transmitted in whole or in part by any manner of electronic, mechanical, photocopying, recording, broadcasting or otherwise now known or herein after developed without the previous express consent by the copyright owner, except for reproduction in daily press and regular printed publications on sale to the public within 60 days of the event related to those data/results and always provided that copyright symbol appears together as follows below.

© DORNA WSBK ORGANIZATION Srl 2026



Czech Round, 15-17 May 2026

Best Laps & Speeds

No.	Rider	Nat	Best Lap		FP1		FP2		FP3		SP		RC1		WUP		SPRC	
			LL	SPD	LL	SPD	LL	SPD	LL	SPD	LL	SPD	LL	SPD	LL	SPD	LL	SPD
1	11 N. BULEGA Ducati Panigale V4R	ITA	1'29.616 82 303,3		1'31.130 21 300,8		1'30.857 6 295,2		1'30.850 11 297,6		1'29.616 7 298,4		1'30.616 21 300,0		1'30.692 6 303,3		1'29.920 10 300,8	
2	5 Y. MONTELLA Ducati Panigale V4R	ITA	1'29.896 100 298,4		1'31.560 24 298,4		1'31.249 22 295,2		1'30.672 10 294,4		1'29.896 7 296,0		1'30.829 21 295,2		1'31.194 6 298,4		1'30.802 10 297,6	
3	7 I. LECUONA Ducati Panigale V4R	ESP	1'30.058 98 303,3		1'31.443 23 302,5		1'30.999 19 300,0		1'30.330 11 300,8		1'30.111 8 300,0		1'30.562 21 302,5		1'30.481 6 301,6		1'30.058 10 303,3	
4	14 S. LOWES Ducati Panigale V4R	GBR	1'30.339 72 298,4		1'31.388 14 295,2		1'30.933 24 294,4		1'31.369 8 288,2		1'30.339 7 294,4		1'31.068 3 296,0		1'30.973 6 298,4		1'30.732 10 296,8	
5	67 A. SURRA Ducati Panigale V4R	ITA	1'30.388 92 299,2		1'32.479 21 296,8		1'31.555 19 296,8		1'32.169 8 296,0		1'30.388 7 296,0		1'31.409 21 298,4		1'31.014 6 299,2		1'30.764 10 298,4	
6	31 G. GERLOFF Kawasaki ZX-10RR	USA	1'30.417 90 303,3		1'32.010 17 298,4		1'30.791 18 293,6		1'30.800 10 295,2		1'30.417 8 296,8		1'31.340 21 300,0		1'31.195 6 296,0		1'30.766 10 303,3	
7	47 A. BASSANI bimota KB998 Rimini	ITA	1'30.467 96 305,0		1'31.727 21 295,2		1'31.244 21 294,4		1'31.145 10 296,0		1'30.467 7 293,6		1'31.174 21 298,4		1'30.985 6 296,8		1'30.962 10 305,0	
8	34 L. BALDASSARRI Ducati Panigale V4R	ITA	1'30.493 88 304,2		1'31.719 23 296,8		1'31.288 9 294,4		1'31.332 11 293,6		1'30.493 8 296,0		1'31.257 21 300,0		1'30.912 6 299,2		1'30.657 10 304,2	
9	9 D. PETRUCCI BMW M 1000 RR	ITA	1'30.671 55 299,2		1'32.161 18 297,6		1'31.217 21 297,6		1'30.869 9 294,4		1'30.671 7 299,2							
10	62 S. MANZI Yamaha YZF R1	ITA	1'30.758 89 297,6		1'32.408 20 296,0		1'31.763 18 292,0		1'32.320 7 291,2		1'30.758 7 295,2		1'31.483 21 297,6		1'31.501 6 297,6		1'31.464 10 296,8	
11	97 X. VIERGE Yamaha YZF R1	ESP	1'30.836 85 302,5		1'32.436 22 296,8		1'31.543 18 293,6		1'31.125 9 293,6		1'30.836 8 296,8		1'31.530 21 300,0		1'31.523 6 299,2		1 1 302,5	
12	60 M. VAN DER MARK BMW M 1000 RR	NED	1'30.843 93 301,6		1'32.524 21 298,4		1'31.354 17 296,0		1'32.078 10 295,2		1'30.843 8 296,8		1'31.917 21 296,8		1'31.577 6 300,0		1'30.910 10 301,6	
13	95 T. MACKENZIE Ducati Panigale V4R	GBR	1'30.915 90 300,0		1'32.817 19 296,8		1'31.841 18 296,0		1'31.371 9 294,4		1'30.915 7 294,4		1'31.696 21 299,2		1'31.444 6 296,8		1'30.917 10 300,0	
14	55 A. LOCATELLI Yamaha YZF R1	ITA	1'30.957 88 304,2		1'32.803 20 296,0		1'31.688 15 292,0		1'32.013 8 292,0		1'30.957 8 294,4		1'31.544 21 297,6		1'31.597 6 294,4		1'31.116 10 304,2	
15	22 A. LOWES bimota KB998 Rimini	GBR	1'31.027 73 300,0		1'32.057 5 294,4		1'31.066 19 295,2		1'31.324 6 294,4		1'31.092 6 294,4		1'31.484 21 299,2		1'31.277 6 297,6		1'31.027 10 300,0	
16	87 R. GARDNER Yamaha YZF R1	AUS	1'31.084 90 304,2		1'32.000 21 296,8		1'31.821 16 291,2		1'31.663 9 292,8		1'31.373 7 292,0		1'32.002 21 297,6		1'31.750 6 296,0		1'31.084 10 304,2	
17	46 T. BRIDEWELL Ducati Panigale V4R	GBR	1'31.125 88 298,4		1'32.822 18 298,4		1'32.041 16 296,8		1'31.747 10 294,4		1'31.174 7 296,0		1'31.739 21 298,4		1'31.830 6 296,8		1'31.125 10 298,4	
18	54 B. SOFUOGLU Yamaha YZF R1	TUR	1'31.209 86 297,6		1'31.994 18 292,0		1'31.890 18 292,0		1'31.916 10 290,5		1'31.209 8 291,2		1'32.194 21 297,6		1'31.758 6 293,6		1'31.827 5 297,6	
19	19 A. BAUTISTA Ducati Panigale V4R	ESP	1'31.231 51 301,6		1'32.032 22 301,6		1'31.638 21 301,6		1'31.231 8 296,8									
20	13 M. RATO Yamaha YZF R1	ITA	1'31.747 94 296,8		1'33.321 20 292,0		1'32.636 19 288,2		1'32.489 10 287,4		1'31.960 8 292,0		1'32.687 21 292,8		1'32.555 6 293,6		1'31.747 10 296,8	
21	35 S. CHANTRA Honda CBR1000RR-R SP	THA	1'32.028 94 301,6		1'34.060 26 298,4		1'32.706 22 293,6		1'33.176 9 296,8		1'32.028 8 296,0		1'32.780 21 296,8		1'32.434 6 301,6		2 2 295,2	
22	92 Y. KUNII Honda CBR1000RR-R SP	JPN	1'33.085 95 297,6		1'34.836 22 293,6		1'33.780 21 292,8		1'33.475 9 293,6		1'33.085 7 292,0		1'33.486 20 293,6		1'33.741 6 293,6		1'33.283 10 297,6	

17/05/2026

These data/results cannot be reproduced, stored and/or transmitted in whole or in part by any manner of electronic, mechanical, photocopying, recording, broadcasting or otherwise now known or herein after developed without the previous express consent by the copyright owner, except for reproduction in daily press and regular printed publications on sale to the public within 60 days of the event related to those data/results and always provided that copyright symbol appears together as follows below.

© DORNA WSBK ORGANIZATION Srl 2026

FICR PERUGIA TIMING



Czech Round, 15-17 May 2026

Fastest Laps Tissot Superpole Race

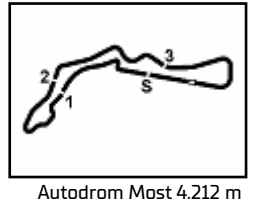
Autodrom Most 4.212 m

No.	Rider	Nat	Team	Bike	Class	Lap	Time	Gap
1	11 N. BULEGA	ITA	Aruba.it Racing - Ducati	Ducati Panigale V4R		3	1'29.920	
2	7 I. LECUONA	ESP	Aruba.it Racing - Ducati	Ducati Panigale V4R		4	1'30.058	0.138
3	34 L. BALDASSARRI	ITA	Team Goeleven	Ducati Panigale V4R	IND	6	1'30.657	0.737
4	14 S. LOWES	GBR	ELF Marc VDS Racing Team	Ducati Panigale V4R	IND	4	1'30.732	0.812
5	67 A. SURRA	ITA	Motocorsa Racing	Ducati Panigale V4R	IND	5	1'30.764	0.844
6	31 G. GERLOFF	USA	Kawasaki WorldSBK Team	Kawasaki ZX-10RR		6	1'30.766	0.846
7	5 Y. MONTELLA	ITA	Barni Spark Racing Team	Ducati Panigale V4R	IND	4	1'30.802	0.882
8	60 M. VAN DER MARK	NED	ROKIT BMW Motorrad WorldSBK Team	BMW M 1000 RR		3	1'30.910	0.990
9	95 T. MACKENZIE	GBR	MGM Optical Express Racing	Ducati Panigale V4R	IND	4	1'30.917	0.997
10	47 A. BASSANI	ITA	bimota by Kawasaki Racing Team	bimota KB998 Rimini		3	1'30.962	1.042
11	22 A. LOWES	GBR	bimota by Kawasaki Racing Team	bimota KB998 Rimini		6	1'31.027	1.107
12	87 R. GARDNER	AUS	GYTR GRT Yamaha WorldSBK Team	Yamaha YZF R1		4	1'31.084	1.164
13	55 A. LOCATELLI	ITA	Pata Maxus Yamaha	Yamaha YZF R1		8	1'31.116	1.196
14	46 T. BRIDEWELL	GBR	Superbike Advocates	Ducati Panigale V4R	IND	6	1'31.125	1.205
15	62 S. MANZI	ITA	GYTR GRT Yamaha WorldSBK Team	Yamaha YZF R1		5	1'31.464	1.544
16	13 M. RATO	ITA	Motoxracing WorldSBK Team	Yamaha YZF R1	IND	4	1'31.747	1.827
17	54 B. SOFUOGLU	TUR	Motoxracing WorldSBK Team	Yamaha YZF R1	IND	3	1'31.827	1.907
18	92 Y. KUNII	JPN	Honda HRC	Honda CBR1000RR-R SP		4	1'33.283	3.363

17/05/2026

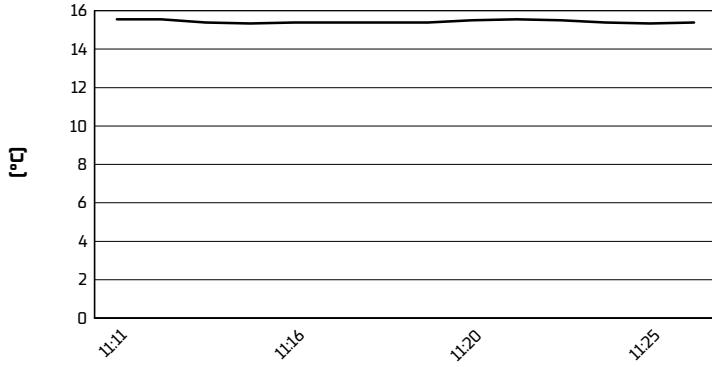
These data/results cannot be reproduced, stored and/or transmitted in whole or in part by any manner of electronic, mechanical, photocopying, recording, broadcasting or otherwise now known or herein after developed without the previous express consent by the copyright owner, except for reproduction in daily press and regular printed publications on sale to the public within 60 days of the event related to those data/results and always provided that copyright symbol appears together as follows below.

© DORNA WSBK ORGANIZATION Srl 2026

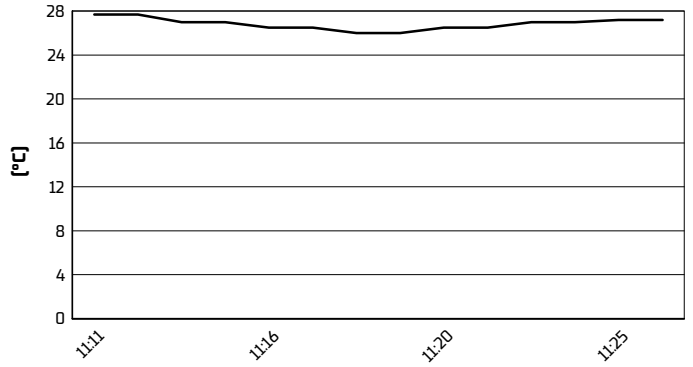


Czech Round, 15-17 May 2026
Weather Report Tissot Superpole Race
Session started 11:11 - Session ended 11:28


Air Temperature



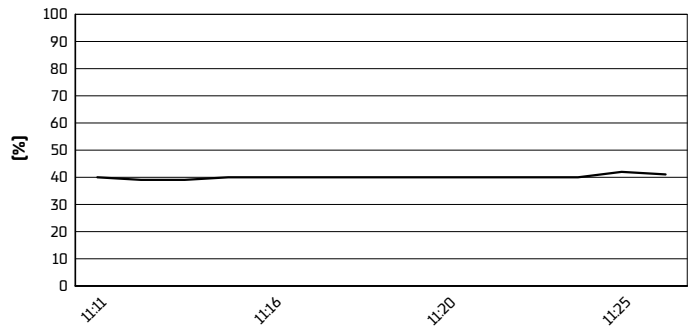
Track Temperature



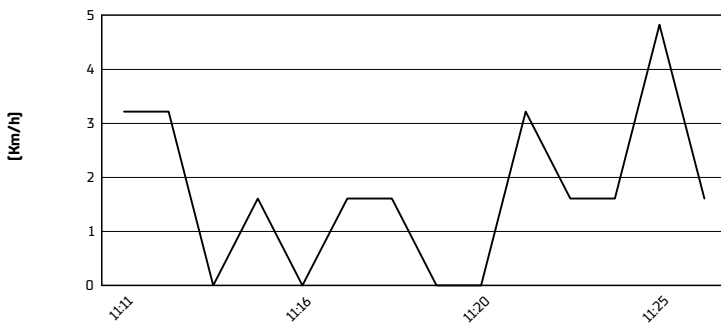
Air Pressure



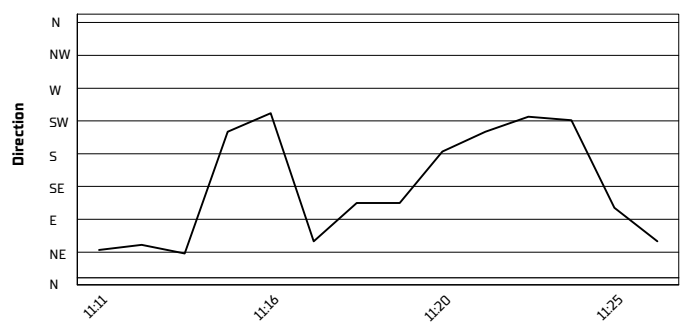
Humidity



Wind Speed



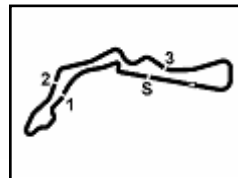
Wind Direction



17/05/2026

These data/results cannot be reproduced, stored and/or transmitted in whole or in part by any manner of electronic, mechanical, photocopying, recording, broadcasting or otherwise now known or herein after developed without the previous express consent by the copyright owner, except for reproduction in daily press and regular printed publications on sale to the public within 60 days of the event related to those data/results and always provided that copyright symbol appears together as follows below.

© DORNA WSBK ORGANIZATION Srl 2026



Autodrom Most 4.212 m

Czech Round, 15-17 May 2026
Starting Grid - Race 2 [22 Laps x 4,212 km = 92,664 km]

1	11	BULEGA N. Ducati	2	7	LECUONA I. Ducati	3	5	MONTELLA Y. Ducati
2	34	BALDASSARRI L. Ducati	5	67	SURRA A. Ducati	6	31	GERLOFF G. Kawasaki
3	95	MACKENZIE T. Ducati	8	46	BRIDEWELL T. Ducati	9	22	LOWES A. bimota
4	14	LOWES S. Ducati	11	47	BASSANI A. bimota	12	62	MANZI S. Yamaha
5	97	VIERGE X. Yamaha	14	60	VAN DER MARK M. BMW	15	55	LOCATELLI A. Yamaha
6	54	SOFUOGLU B. Yamaha	17	87	GARDNER R. Yamaha	18	13	RATO M. Yamaha
7	35	CHANTRA S. Honda	20	92	KUNII Y. Honda			

17/05/2026 The Race Director: **Stefano Carloia**

These data/results cannot be reproduced, stored and/or transmitted in whole or in part by any manner of electronic, mechanical, photocopying, recording, broadcasting or otherwise now known or herein after developed without the previous express consent by the copyright owner, except for reproduction in daily press and regular printed publications on sale to the public within 60 days of the event related to those data/results and always provided that copyright symbol appears together as follows below. © DORNA WSBK ORGANIZATION Srl 2026

FICR PERUGIA TIMING

